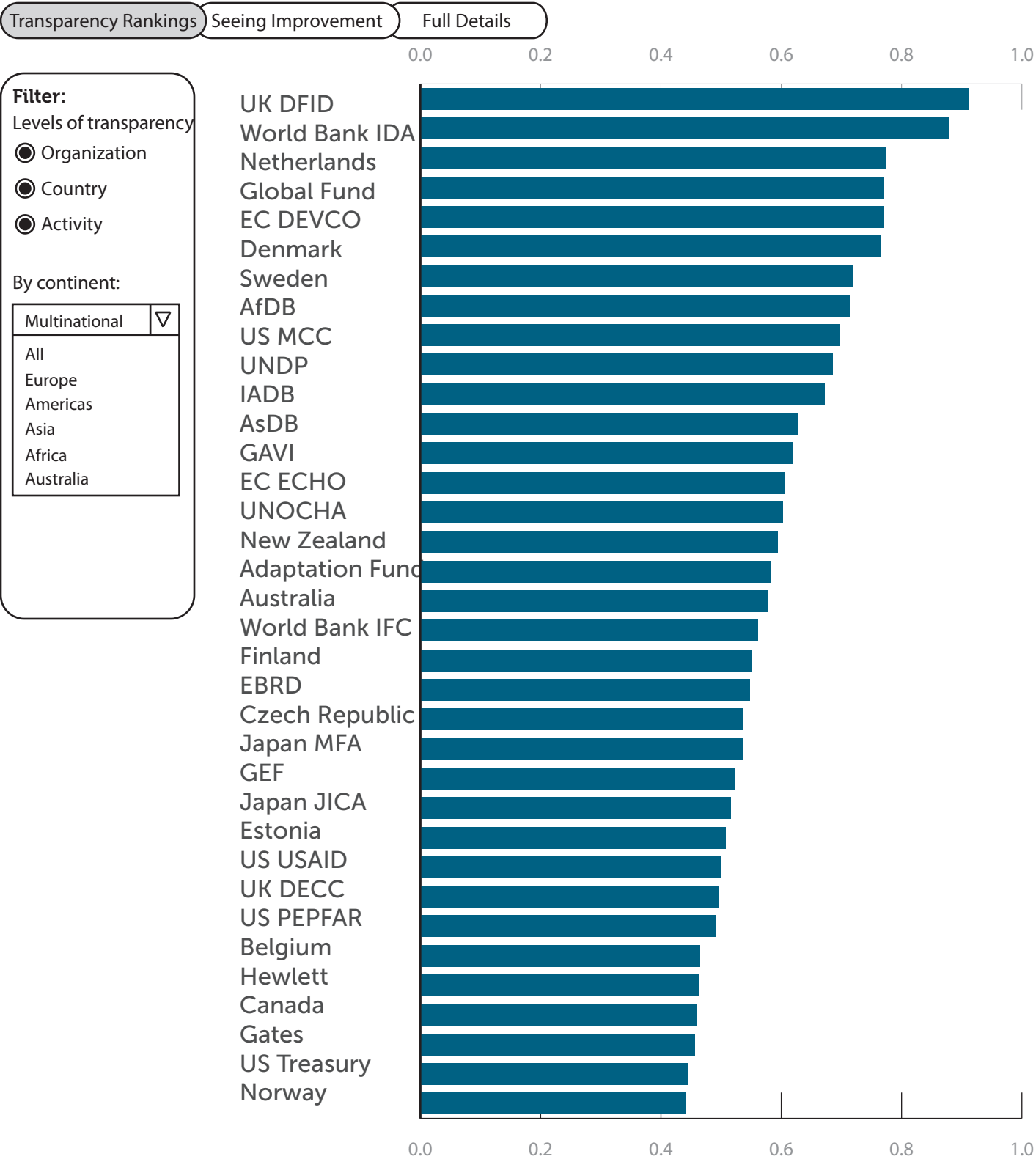


Which Aid Organizations Act Transparently?

Publish What You Fund has released their second annual report ranking 72 aid organizations from around the world based on how transparent that organization is. Transparency is measured by how clearly the organization publishes its overall goals, its country-level efforts, and whether they publish data for each activity they fund.



Which Aid Organizations Act Transparently?

Publish What You Fund has released their second annual report ranking 72 aid organizations from around the world based on how transparent that organization is. Transparency is measured by how clearly the organization publishes its overall goals, its country-level efforts, and whether they publish data for each activity they fund.

Transparency Rankings

Seeing Improvement

Full Details

Filter:

Levels of transparency

- ☒ Organization
- ☐ Country
- ☐ Activity

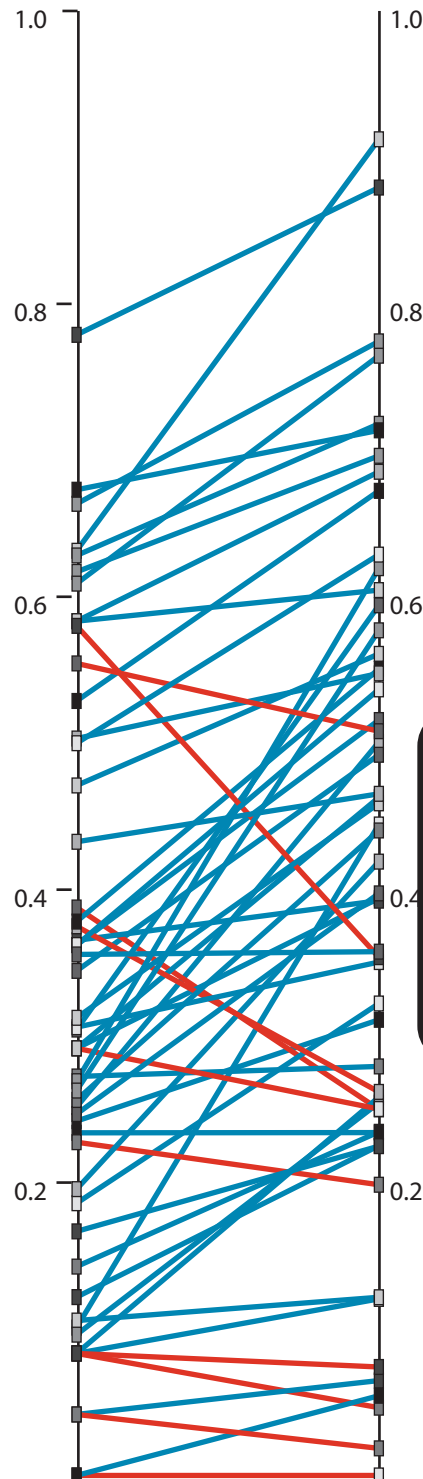
By continent:

Multinational



All
Europe
Americas
Asia
Africa
Australia

Moving Towards Transparency



The slope graph shows the change between rankings from 2011 to 2012. The clear trend - most aid organizations are choosing to become more open in releasing data on what they fund and where.

The cases in which an organization's score dropped are highlighted in red. Some of this may be due to small changes in how Publish What You Fund ranked the organizations between years, as opposed to actively becoming less transparent. Drastic changes, however, are a different story.

mouseover gives a tooltip w/ name of aid org, highlights score last year and score this year

Which Aid Organizations Act Transparently?

Publish What You Fund has released their second annual report ranking 72 aid organizations from around the world based on how transparent that organization is. Transparency is measured by how clearly the organization publishes its overall goals, its country-level efforts, and whether they publish data for each activity they fund.

Transparency Rankings

) Seeing Improvement

Full Details

Filter:

Levels of transparency

- ☒ Organization
- ☒ Country
- ☒ Activity

By continent:

Multinational

- All
- Europe
- Americas
- Asia
- Africa
- Australia

Rank	Agency	Org level	Country level	Activity level
	etc			

can show table of values, include this year's sub-scores, last year's totals


filterable w/ same controls on left, sortable by clicking labels

can show table of values, include this year's sub-scores, last year's totals

filterable w/ same controls on left,
sortable by clicking labels

Which Aid Organizations Act Transparently?

Publish What You Fund has released their second annual report ranking 72 aid organizations from around the world based on how transparent that organization is. Transparency is measured by how clearly the organization publishes its overall goals, its country-level efforts, and whether they publish data for each activity they fund.



Hovering over an entry will highlight & have a tooltip w/ full name of org, country of origin

Clicking on an entry will pop up full details as shown here
(grabbed this from the PDF report, I like it)

Canada – Canadian International Development Agency

MODERATE

#32 out of 72 45.9% overall score

↑ compared to 2011 indicators

IATI score: 1

Signatory – has signed IATI but has not published an implementation schedule.

Signed IATI: **November 2011**

Format of data: **Web Page & Excel**

Organisation	Country	Activity
<input checked="" type="checkbox"/> TOA <input checked="" type="checkbox"/> IATI <input checked="" type="checkbox"/> Strategy <input checked="" type="checkbox"/> Annual report <input checked="" type="checkbox"/> Allocation policy <input checked="" type="checkbox"/> Total budget <input checked="" type="checkbox"/> Disaggregated budget <input checked="" type="checkbox"/> Procurement policy <input checked="" type="checkbox"/> Tenders <input checked="" type="checkbox"/> Audit <input checked="" type="checkbox"/> Database <input checked="" type="checkbox"/> Strategy <input checked="" type="checkbox"/> Budget <input checked="" type="checkbox"/> MDG <input checked="" type="checkbox"/> Evaluations <input checked="" type="checkbox"/> Results <input checked="" type="checkbox"/> All current activities <input checked="" type="checkbox"/> Database <input checked="" type="checkbox"/> Implementer <input checked="" type="checkbox"/> Collaboration type <input checked="" type="checkbox"/> Plan type <input checked="" type="checkbox"/> Ad type <input checked="" type="checkbox"/> Finance type <input checked="" type="checkbox"/> Unique ID <input checked="" type="checkbox"/> Title <input checked="" type="checkbox"/> Description <input checked="" type="checkbox"/> Sectors <input checked="" type="checkbox"/> Subnational location <input checked="" type="checkbox"/> Planned dates <input checked="" type="checkbox"/> Actual dates <input checked="" type="checkbox"/> Tied aid status <input checked="" type="checkbox"/> Overall cost <input checked="" type="checkbox"/> Planned expenditures <input checked="" type="checkbox"/> Actual expenditures <input checked="" type="checkbox"/> Current status <input checked="" type="checkbox"/> Contract details <input checked="" type="checkbox"/> Impact appraisal <input checked="" type="checkbox"/> Objectives <input checked="" type="checkbox"/> Conditions <input checked="" type="checkbox"/> Budget docs <input checked="" type="checkbox"/> Contracts <input checked="" type="checkbox"/> Design docs <input checked="" type="checkbox"/> Budget ID		
<ul style="list-style-type: none">• Canada should be commended for signing IATI during HLF-4. It has yet to produce an implementation schedule but has committed to do so in its OGP National Action Plan.⁴⁷ Canada has also endorsed the Open Aid Partnership.• Canada has improved its score in 2012 but dropped in rank due to progress made by other donors. However, the majority of its increased score from the 2011 Index is due to its performance on newly added indicators and the fact that, despite not yet having a comprehensive project database, all projects located in Haiti are reported. Canada has also improved due to signing IATI in November 2011. Most project information can be found in a searchable project database, available in English and French, that is not yet comprehensive for all recipient countries. CIDA plans to add more projects to the project database until it is comprehensive.• Canada should produce an implementation schedule by December 2012 and begin IATI implementation in 2013. It could do this by making its Open Data portal IATI compatible, which could help to quickly provide a good first publication. <p>For full survey results see: www.publishwhatyoufund.org/index/canada</p>		

